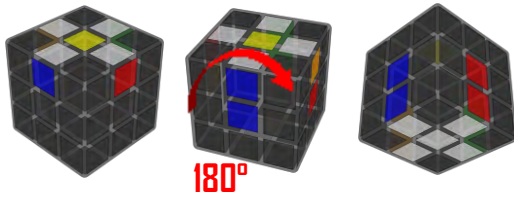
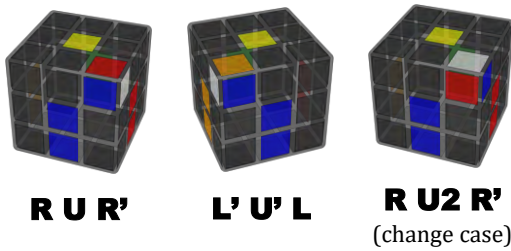


How to Solve a Rubik's Cube

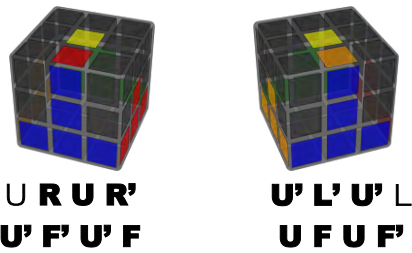
Step 1 - Cross




Step 2 - First Layer



Step 3 - Second Layer



Step 4 - Orient Edges

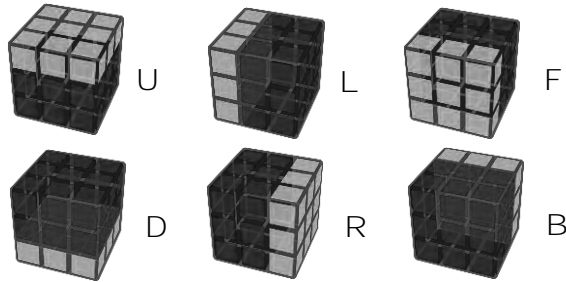


Alberta Cubers

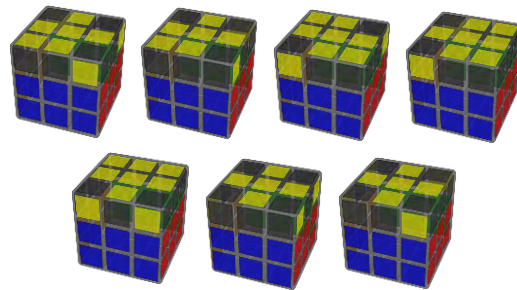
<http://albertacubers.com/>

Notation

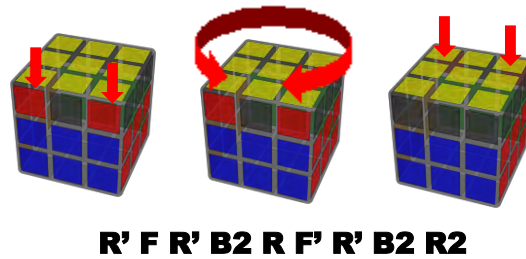
No suffix = 90° ↻
\ = 90° ↺
2 = 180°



Step 5 - Orient Corners



Step 6 - Permute Corners



Step 7 - Permute Edges

